

handcrafted

WOOD

garage doors

A guide to inspire your choices in natural wood garage doors.



America's Favorite Garage Doors®

Warm. Distinctive. Timeless.

These are the qualities that make a home stand out. With a Clopay wood garage door, yours is sure to be the focal point among others on the block.





*Reserve® Collection Limited Edition Series
Design 5 with REC14 Window Design.
Doors have been stained by the consumer.*



AMERICA'S FAVORITE GARAGE DOORS®

making the right CHOICE

Reserve® Collection Semi-Custom Design 4 with SQ23 Window Design.
Doors have been stained by the consumer.

If the garage takes center stage on your home, make sure your garage door lives up to its billing with a handcrafted natural wood door by Clopay.

Available in both traditional and carriage house door designs, in a variety of wood species with unique decorative accents for a one-of-a-kind look. Painted or stained, the beauty of a natural wood garage door stands out and lays the foundation for a warm and welcoming home.

3 EASY STEPS

1

CHOOSE A STYLE THAT COMPLEMENTS YOUR HOME EXTERIOR

Traditional panel, carriage house or your own unique design.

2

SELECT A WOOD SPECIES AND FINISH OPTION

Your answers to these questions will help you determine the best material and construction to ensure the long-lasting beauty of your Clopay wood door.

- **Do you live in a humid or rainy climate?** Consider a Cedar or Redwood door for its durability and climate resistance.
- **Do you plan to paint your door?** MDO and MDF panels provide a grain-free surface for a smooth flawless finish. Consider Clopay's factory paint finish. See page 22 for details.
- **Do you want to complement an existing stain?** Consider Clopay's six factory stain finish options. See pages 18–21 for details.
- **Do you live in a coastal region?** Local building code requirements may mandate WINDCODE® garage doors. Ask your Clopay Dealer for WINDCODE® options and availability.
- **Do you have or are you installing Redwood or Cedar siding on your home?** Consider a matching wood species for your door to create a cohesive appearance.

3

CONTACT A CLOPAY DEALER

Once you have decided on the style of door and options you prefer, it's time to contact a Clopay door dealer to measure, order and install your door.

DID YOU KNOW?

- A garage door can represent as much as 30% of your home's front façade.
- A new garage door can increase the value of your home by up to 4%.
- Clopay is the **ONLY** garage door manufacturer backed by the Good Housekeeping Seal.



CRAFTSMANSHIP

Clopay wood doors are handcrafted from premium species harvested from sustainable and naturally fallen forestry and made-to-order in the USA.



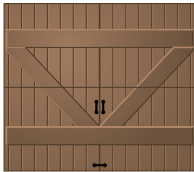





WOOD LINE PRODUCTS ■ TABLE OF CONTENTS

RESERVE® COLLECTION

Rewrite history in modern terms. Authentic carriage house designs combine historical charm and character with the convenience of automatic overhead operation.

CLASSIC™ WOOD COLLECTION

Traditional raised panel, recessed panel and flush doors complement most home styles.

	LIMITED EDITION SERIES	PG 6		MODEL 44 SERIES <i>Raised Panel</i>	PG 14
	CUSTOM SERIES	PG 9		MODELS 20 & 10 SERIES <i>Recessed Panel</i>	PG 16
	SEMI-CUSTOM SERIES	PG 10		MODELS 33 & 32A SERIES <i>Flush Panel</i>	PG 17
FACTORY STAIN COLORS		PG 18	DECORATIVE HARDWARE		PG 23
FACTORY PAINT FINISH		PG 22	FINISHING, MAINTENANCE AND CARE PRODUCT SELECTION CHART		PG 24

RESERVE® COLLECTION

LIMITED EDITION

series

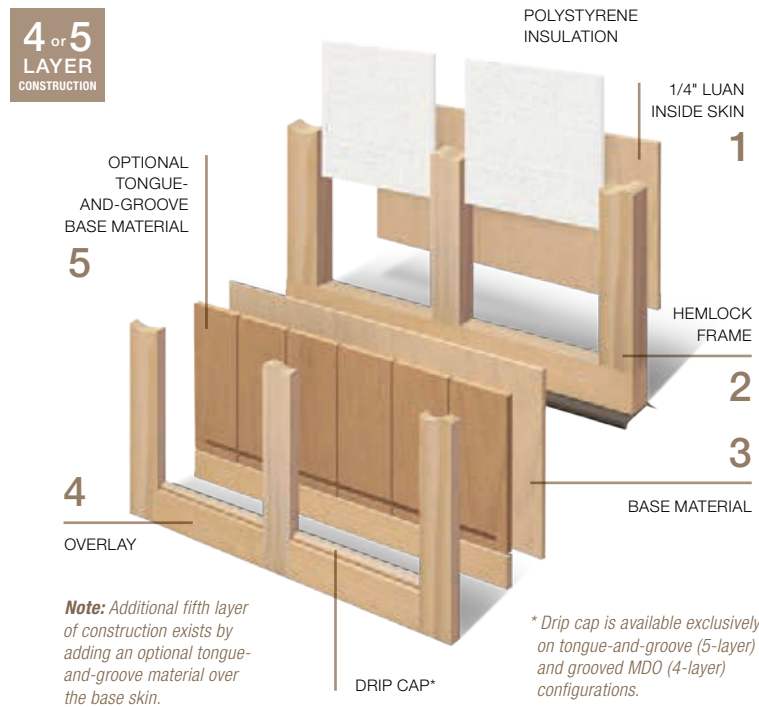


handcrafted
carriage house **WOOD**
garage doors

Design 8 with Mixed Cedar Base and Cedar Overlays. Doors have been stained by the consumer.

Doors That Take You to a More Beautiful Place.

Distinguish your home with Clopay's Reserve® Collection Limited Edition Series, a line of eight polystyrene insulated wood door styles based on the most inspired (and requested) Custom designs.



STYLE AND CONSTRUCTION

- Handcrafted 4 or 5-layer polystyrene insulated wood doors. R-value 5.9. Swing-out appearance – modern operation.
- Available in 8 door designs and 13 window or top sections for multiple door design options. Custom designs also available.
- Base wood options include tongue-and-groove Meranti, Redwood, Cedar, Fir, smooth or grooved MDO and smooth Luan. Overlay options include Meranti, Redwood, Cedar and Fir.
- True divided windows are standard with 1/8" DSB glass. Obscure, insulated, rain and other special glass options available.
- Bottom vinyl weatherseal helps seal against the elements.
- All doors can be factory primed or finish painted white.
- Six factory finished stain options are available on all stain grade wood species, resulting in stain colors that complement most home trim and entry door colors. See pages 9, 18–21 for staining options.

Calculated door section R-value is in accordance with DASMA TDS-163.




Design 7 with Fir Base and Fir Overlays, SQ23 Window Design. Doors have been painted by the consumer.


LIMITED EDITION series

DOOR DESIGNS


All doors shown with tongue-and-groove 5-layer material.




Design 1



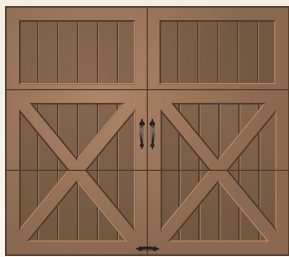
Design 2



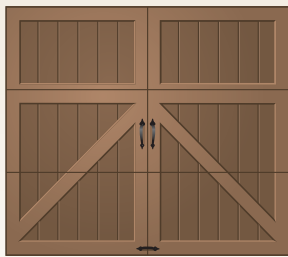
Design 3



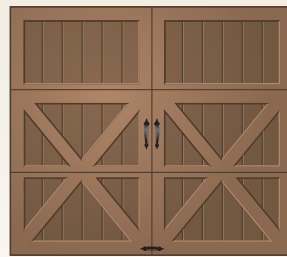
Design 4



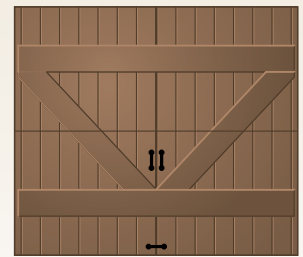
Design 5



Design 6



Design 7



Design 8

WINDOW/TOP SECTIONS



TOP11



TOP12



TOP13



TOP14



ARCH1



REC13



REC14



SQ23



SQ24



ARCH3



ARCH4



ARCH13



ARCH14



ARCH3 (Double Door)

To view additional designs, windows and top sections available, please visit www.clopay.com.

WARRANTIES

All Reserve® Collection Limited Edition Series and Custom Doors including their hardware are warranted for five full years.



LIMITED EDITION & CUSTOM

Reserve® Collection Limited Edition and Custom Series doors are built with exacting detail and craftsmanship by skilled artisans, using our proven 4 or 5-layer construction method for exceptional beauty, durability and energy efficiency.

RESERVE® COLLECTION

CUSTOM series

MATERIAL OPTIONS

OVERLAYS



Meranti*

Redwood

Lt. Cedar

Mixed Cedar



Dark Cedar

Fir

** For optimal results, Clopay recommends staining Meranti doors.*

MDO base cannot be stained. On tongue-and-groove (T&G) base doors, the wood species of the tongue-and-groove must match the wood species of the overlay.

BASE FACE MATERIAL



T&G Meranti*

T&G Redwood

T&G Lt. Cedar

T&G Mixed Cedar



T&G Dark Cedar

T&G Fir

Luan



Smooth MDO

Grooved MDO

** For optimal results, Clopay recommends staining Meranti doors.*

MDO base cannot be stained. On tongue-and-groove (T&G) base doors, the wood species of the tongue-and-groove must match the wood species of the overlay.

FACTORY STAINING OPTIONS



Natural 078

Cedar 077

Teak 085



Butternut 072

Mahogany 045

Dark Oak 009

All stains shown here are on Meranti wood.

See pages 18-21 for other wood species with factory stain finishes.

Note: Printed color shown here may vary from actual product colors. See your Clopay Dealer for the most accurate color sample.



Reserve® Collection Custom Series. Doors have been stained and decorative hardware has been provided by the consumer.

Dream Homes Require Dream Doors

Working from a professional drawing or just a sketch on a notepad, Clopay can create the doors you've only imagined, with windows or without, in woods like Knotty Alder, Spanish Cedar, White Oak, Ironwood and African Mahogany. Each Reserve® Collection Custom Series door is handcrafted from the material of your choice using your precise specifications. And since these are upward-acting doors, operation is simple and convenient.

All Clopay Custom Reserve Doors use the same 4 or 5-layer construction method as the Clopay Reserve Collection Limited Edition Series.

SEMI-CUSTOM

series

Handcrafted Wood Carriage House Doors

Add the beauty and value of a Clopay Reserve® Collection Semi-Custom door to your home, a line of six authentic all-natural wood door styles that will enhance the character of your home.



STYLE AND CONSTRUCTION

- Handcrafted 2-layer non-insulated wood doors in authentic carriage house designs. Swing-out appearance, modern operation.
- 6 door and 10 window or top sections for multiple door design options.
- Available in 3 wood species. All stain grade wood rails, stiles and panels are made from Redwood, Cedar or Hemlock. Hemlock (paint grade and grooved) doors have Hemlock stiles and rails with exterior grade MDO plywood panels.
- 1/4" thick imported Luan interior backer glued to stiles and rails.
- True divided lite windows are double strength 1/8" clear glass. Specialty glass options available. See page 23.
- All doors can be factory primed or finish painted white.
- Six factory finished stain options are available on all stain grade wood species, resulting in stain colors that complement most home trim and entry door colors. See pages 13, 18–21 for staining options.



The natural wood carriage house door... The trendsetter of the garage door circle.

It's the kind of door that gets people talking. Put it on and you know

it's going to look fabulous and turn heads every time.



Inspired by the past
built for the way we live Today

Reserve® Collection Semi-Custom Design 4 in Mixed Cedar with ARCH3 Window Design. Factory stain finished in Dark Oak.

SEMI-CUSTOM series

DOOR DESIGNS



Design 1



Design 2



Design 3



Design 4



Design 5



Design 6

WINDOW/TOP SECTIONS



SOLID



ARCH1



REC13



ARCH3



SQ23




ARCH13



REC14



ARCH4



SQ24



ARCH14

To view additional designs, windows and top sections available, please visit www.clopay.com

WARRANTIES

All Reserve® Collection Semi-Custom Doors including their hardware are warranted for one full year.



DESIGN TIP





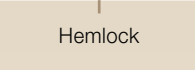


Decorative hardware is like “jewelry” for the garage door. Make sure it coordinates with other pieces like light fixtures, window grilles and entryways. See page 23.



Reserve® Collection Semi-Custom Design 3 with SQ23 Window Design. Doors have been stained by the consumer.


Stained wood carriage house doors are a natural standout on this Daniel Island charmer. Not only do they add instant warmth and charm to the painted wood exterior, they echo the finish on the entry door to anchor the detached garage to the rest of the exterior.

MATERIAL OPTIONS

	STAIN GRADE			PAINT GRADE	
STILE/RAILS	Redwood	Cedar	Hemlock	Hemlock	Hemlock
					
PANELS	Redwood	Cedar	Hemlock	MDO Smooth	MDO Grooved
					

Paint Grade doors cannot be stained.

FACTORY STAINING OPTIONS



Note: Printed color shown here may vary from actual product colors. All stains shown here are on Hemlock wood. See pages 18–21 for other wood species with factory stain finishes. See your Clopay Dealer for the most accurate color sample.





CLASSIC™ WOOD COLLECTION

MODEL 44 series

RAISED PANEL WOOD DOORS

Model 44CC Short Raised Panel with Horizon Window Design.
Doors have been stained by the consumer.



44
SERIES

STYLE AND CONSTRUCTION

- 1-3/8" heavy-duty stile and rail and dowel pin construction. Wood species include Redwood, Cedar and Hemlock.
- Handcrafted short or long raised panels in Redwood, Cedar, Hemlock (stain grade) or smooth MDF (paint grade).
- Windows with six handcrafted wood decorative window designs available. See window design options.
- Multiple panel and section configurations available.
- All doors can be factory primed or finish painted white.
- Six factory finished stain options are available on all stain grade wood species, resulting in stain colors that complement most home trim and entry door colors. See pages 15, 18–21 for staining options.

WARRANTIES

CONSTRUCTION	STAIN	PAINT
LIMITED 1YR WARRANTY	LIMITED 2YR WARRANTY	LIMITED 1YR WARRANTY

DOOR DESIGNS



Short Panel



Long Panel

WINDOW/TOP SECTIONS



Solid Short



Solid Long



Plain Short



Plain Long



Stockton Short



Stockton Long



Cathedral Short



Cathedral Long



Horizon



Sherwood



Horizon Double

Designer inserts constructed of carved wood.

To view additional designs, windows and top sections available, please visit www.clopay.com

MATERIAL OPTIONS

STAIN GRADE

PAINT GRADE

STILE/RAILS	Redwood	Cedar	Hemlock	Hemlock	Hemlock	Hemlock
PANELS	Redwood	Cedar	Hemlock	Cedar	Redwood	MDF Smooth*

**Cannot be stained.*

FACTORY STAINING OPTIONS



Natural 078



Cedar 077



Teak 085



Butternut 072



Mahogany 045



Dark Oak 009

Note: Printed color shown here may vary from actual product colors. All stains shown here are on Hemlock wood. See pages 18–21 for other wood species with factory stain finishes. See your Clopay Dealer for the most accurate color sample.



the beauty of
natural **WOOD**

Model 44RR Short Raised Panel with Short Stockton Window Design.
Doors have been stained by the consumer.

MODELS 20 & 10

RECESSED PANEL WOOD DOORS



Model 20 Long Recessed Panel with Short Cathedral Window Design. Doors have been painted by the consumer.



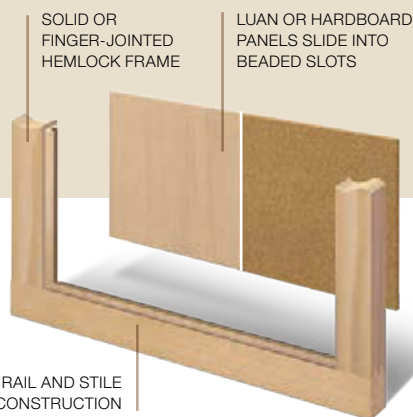
MODEL 20

Solid or Finger-Jointed Hemlock Frame, Luan Panel. Paint or Stain Grade Available.



MODEL 10

Finger-Jointed Hemlock Frame, Hardboard Panel. Paint Grade Only.




DOOR DESIGNS

Numbers below door and window designs indicate model.



20 Short Panel 10



20 Long Panel 10

WINDOW/TOP SECTIONS



20 Solid Short 10



20 Solid Long 10



20 Plain Short 10



20 Plain Long 10



20 Stockton Short



20 Stockton Long



20 Cathedral Short 10



20 Cathedral Long



20 Horizon | Sunset 10



20 Sherwood

STYLE AND CONSTRUCTION

- 1-3/8" solid or finger-jointed stile and rail and dowel pin construction.
- Flat panels available in Luan, rough sawn and hardboard. Most available in stain grade or paint grade options.
- Six optional handcrafted decorative window designs available on Model 20. See windows for availability.
- Multiple panel and section configurations available.
- Factory priming and white finish paint available.
- Six factory finished stain options are available on all stain grade wood species, resulting in stain colors that complement most home trim and entry door colors. See pages 18–21 for staining options.

WARRANTIES




Designer inserts constructed of carved wood on Model 20 and white ABS with UV resistant capstock on Model 10.

To view additional designs, windows and top sections available, please visit www.clopay.com

MODELS 33 & 32A

FLUSH PANEL WOOD DOORS



Model 33 Wood Flush Panel Design.
Doors have been painted by the consumer.

STYLE AND CONSTRUCTION

- Heavy-duty 1-5/8" (Model 33) or 1-1/4" thick (Model 32A) section thickness.
- Three-layer construction with polystyrene sandwiched between interior and exterior boards. Interior Luan. R-value 5.9.
- Exterior woods include smooth Luan and rough sawn Fir on the Model 33 Series and rough sawn hardboard on the Model 32A.
- Model 33 available in stain or paint grade options. Factory priming and white finish paint available.
- Model 32A available factory primed only.
- Six factory finished stain options are available on all stain grade wood species, resulting in stain colors that complement most home trim and entry door colors. See pages 18–21 for staining options.

WARRANTIES



Calculated door section R-value is in accordance with DASTMA TDS-163.

DOOR DESIGNS

Numbers below door and window designs indicate model.



33 Flush Panel Smooth



32A Flush Panel Rough Sawn

WINDOW/TOP SECTIONS



33 Plain Short



32A Plain Short



33 Plain Long



32A Plain Long



32A Cathedral Short



32A Sunset

To view additional designs, windows and top sections available, please visit www.clopay.com

Decorative inserts constructed of white ABS with UV resistant capstock.

factory STAIN COLORS

3-LAYER STAIN PROCESS



With Clopay's factory stain finish option, your door arrives beautifully stained using the highest quality methods and materials, ready to install. Available in six stain colors on all stain grade wood species, doors are finished with one layer of Sikkens Cetol® 1 stain basecoat and two layers of Cetol® 23 Plus resin top coat, resulting in an elegant satin finish. Factory finished stained wood doors must follow Clopay's maintenance instructions, provided with every door and can be found on www.clopay.com.

NATURAL STAIN 078 Samples below are actual wood types with Natural stain applied.




Note: Printed color shown here may vary from actual product colors.
See your Clopay Dealer for the most accurate color sample.

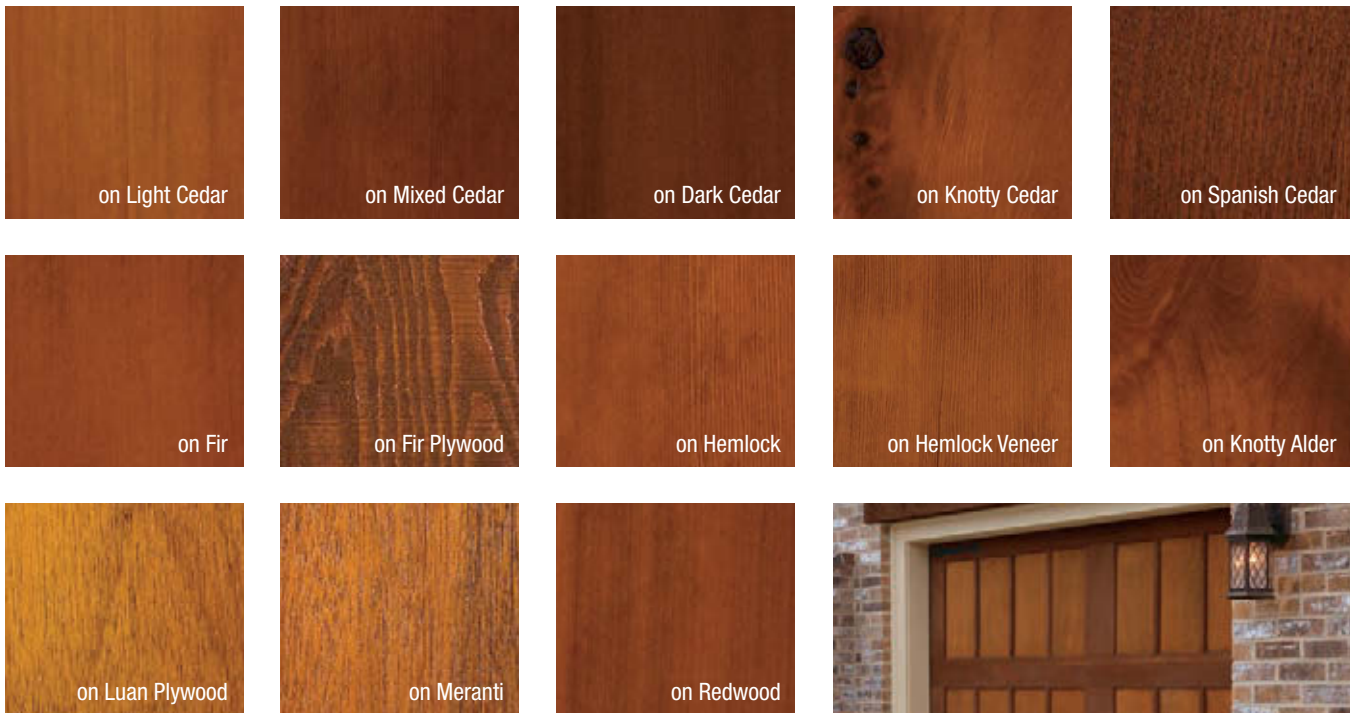
WARRANTY



CEDAR STAIN 077 Samples below are actual wood types with Cedar stain applied.




TEAK STAIN 085 Samples below are actual wood types with Teak stain applied.




factory STAIN COLORS

BUTTERNUT STAIN 072 Samples below are actual wood types with Butternut stain applied.



MAHOGANY STAIN 045 Samples below are actual wood types with Mahogany stain applied.

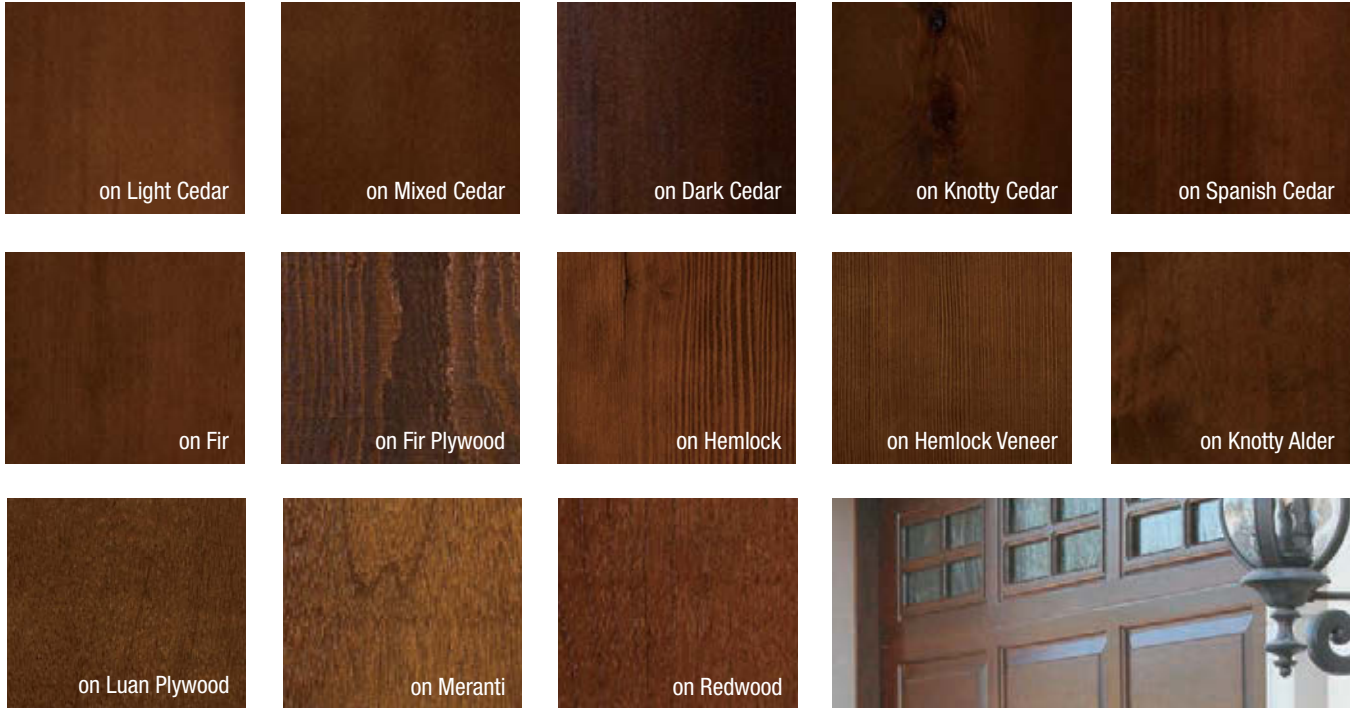


sikkens
Wood Finishes

Sikkens brand of premium woodcare products enhances the beauty and provides superior protection for your Clopay garage door. Prefinished wood doors have three coats of Sikkens Cetol® wood finish and are available in six factory finished colors.



DARK OAK STAIN 009 Samples below are actual wood types with Dark Oak stain applied.



Reserve® Collection Limited Edition Series Design 1 with REC13 Window Design.

Note: Printed color shown here may vary from actual product colors.
See your Clopay Dealer for the most accurate color sample.

factory PAINT FINISH

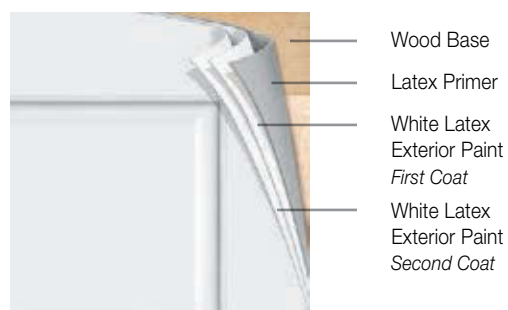


Reserve® Collection Limited Edition Series Design 3 with S023 Window Design.


With Clopay's factory finish paint option, your wood door arrives primed, painted and ready to install. We've eliminated the extra expense of hiring a contractor to finish the door on-site and the added worry that the job will be done right. You have peace of mind knowing that the door is stored and finished according to Clopay warranty guidelines, for a durable, flawless, vibrant finish, worthy of the most discriminating close-ups.

- All doors have one layer of primer and two coats of white exterior latex paint.
- Additionally, doors can be painted by the consumer with a high quality exterior latex paint to match the home's trim.
- Door panels are sealed with a paintable caulk to resist moisture.

SURFACE LAYERS



Reserve® Collection Models



Classic™ Wood Collection Models



WARRANTY

RESERVE® COLLECTION

decorative HARDWARE

STANDARD



Spade Step Plate **S**



Spade Lift Handles **S**

S = Steel Construction

I = Cast Iron Construction

A = Aluminum Construction

Attractive black powder coated grip handles and step plates are provided standard to further enhance the carriage house design. Optional antique black iron hardware, including handles, operable L-Keylocks, strap hinges, door knockers and studs, are available to provide the look of a classic carriage house door.

OPTIONAL



Fleur de Lis Handles **I**



Fleur de Lis Step Plate **I**



Spade Strap Hinge* **I**
Complements Standard Spade Lift Handles and Spade Step Plate



Operable L-Keylocks **I**



Fleur de Lis Hinge* **I**



Door Stud* **I**



Round Clavos **A**



Escutcheon Plates **I**



Decorative Handles with Keyholes **I**



Sliding Bolt **A**



Coach Clavos **A**



Lion's Head Door Knocker **I**



Ring Door Knocker **I**



Ring Knocker with Plate **A**



Spear Lift Handles **A**



Spear Step Plate **A**



Spear Strap Hinge* **A**



Colonial Lift Handles **A**



Colonial Step Plate **A**



Colonial Strap Hinge* **A**



Olde Door Pull Handles **A**



Gate Latch Handles **A**



Mediterranean Strap Hinge* **A**



Tuscan Strap Hinge* **A**

*Door may not open properly if installed near the top depending on opening dimensions and lift type. See your Clopay Dealer for more details.
†Not available on Semi-Custom Series.

RESERVE® COLLECTION

specialty GLASS OPTIONS

Optional specialty glass, including Seedy Reamy, Rain Obscure and Frosted Gluechip, are available on all Reserve® Collection models to provide that one-of-a-kind wood carriage house look.



Seedy Reamy



Frosted Gluechip



P516 Obscure



Delta Frost



Satin Etch



Narrow Reed



Rain Obscure



Reserve® Collection Semi-Custom Design 4 with REC14 Window Design. Door has been stained by the consumer.

Finishing, Maintenance and Care



Proper care and maintenance are imperative to the appearance, longevity and performance of a Clopay wood door. The door must be properly finished prior to installation for the warranty to be valid. If the door is not painted or stained by Clopay, it is required that the door (inside, outside and all edges) be primed and painted with a high quality exterior paint or stained with a penetrating stain that is mildew and UV resistant and water repellent. The door may need to be stained or painted every 1–2 years depending on the exposure to sunlight and moisture. Complete finishing and maintenance instructions are provided with the door and are also available online at www.clopay.com.

PRODUCT SELECTION CHART

Collection	Series	Model / Design	Door / Panel Style	Construction / Material	Finishing Options
Reserve®	Custom Series	Custom	Carriage House	4 to 5 Layers. Specified Wood. Insulated.	Stained, Finish Painted White, Primed, Unfinished.
Reserve®	Limited Edition Series	8 Door Designs. 13 Window or Solid Top Section Designs.	Carriage House	4 to 5 Layers. Meranti, Cedar, Redwood, Fir, MDO, Luan. Insulated.	Stained, Finish Painted White, Primed, Unfinished.
Reserve®	Semi-Custom Series	6 Door Designs. 10 Window or Solid Top Section Designs.	Carriage House	2 Layers. Hemlock, Cedar, Redwood, MDO Panels. Hemlock, Cedar, Redwood Frame.	Stained, Finish Painted White, Primed, Unfinished.
Classic™ Wood	44 Series	44FP, 44HH	Raised Panel	Hemlock Stiles/Rails with MDF or Hemlock Panels.	Stained, Finish Painted White, Primed, Unfinished.
Classic™ Wood	44 Series	44HC, 44HR	Raised Panel	Hemlock Stiles/Rails with Cedar or Redwood Panels.	Stained, Finish Painted White, Primed, Unfinished.
Classic™ Wood	44 Series	44CC, 44RR	Raised Panel	Cedar or Redwood Stiles/Rails and Panels.	Stained, Finish Painted White, Primed, Unfinished.
Classic™ Wood	20 Series	20SS, 20SP	Recessed Panel	Solid or Finger-Jointed Hemlock Stiles/Rails with Smooth Luan Panels.	Stained, Finish Painted White, Primed, Unfinished.
Classic™ Wood	20 Series	20RS, 20RP	Recessed Panel	Solid or Finger-Jointed Hemlock Stiles/Rails with Rough Sawn Panels.	Stained, Finish Painted White, Primed, Unfinished.
Classic™ Wood	10 Series	10	Recessed Panel	Finger-Jointed Hemlock Stiles/Rails with Smooth Hardboard Panels.	Finish Painted White, Primed, Unfinished.
Classic™ Wood	33 Series	33SS, 33SP	Flush	3 Layers. Wood + 1" Polystyrene Insulation + Wood (Smooth Luan).	Stained, Finish Painted White, Primed, Unfinished.
Classic™ Wood	33 Series	33RS, 33RP	Flush	3 Layers. Wood + 1" Polystyrene Insulation + Wood (Rough Sawn Fir).	Stained, Finish Painted White, Primed, Unfinished.
Classic™ Wood	32A Series	32A	Flush	3 Layers. Wood + 1" Polystyrene Insulation + Wood (Rough Sawn Hardwood).	Primed.



Not just any dealer is "authorized" to sell Clopay Garage Doors. When you choose a Clopay Dealer, you're getting dedication to service and dependability unparalleled in the industry. To locate a dealer go to www.clopaydoor.com/dealer or call 1-800-2CLOPAY (225-6729).

Follow us on    